

PharmLabs San Diego Certificate of Analysis

3421 Hancock St, Second Floor, San Diego, CA 92110 | License: C8-0000098-LIC
 ISO/IEC 17025:2017 Certification L17-427-1 | Accreditation #85368



Sample **D8 CBG White**

Sample ID	SD230207-150 (61290)	Matrix	Flower (Inhalable Cannabis Good)
Tested for	Cultivar Oregon		
Sampled	-	Received	Feb 07, 2023
		Reported	Feb 09, 2023
Analyses executed	CAN+, MWA		

Laboratory note: The estimated concentration of the unknown peak in the sample is 2.27%. Currently PharmLabs laboratory can not confirm an unidentified peak in your chromatogram due to interference (only with highly concentrated D8 products) from which we believe to be either (+)-THC or (-)-THC. At this time there are no reference standards available for (+)-THC. (+)-THC is a different compound from the main (-)-THC cannabinoid and, therefore, these two compounds may have different efficacies. Using the most advanced instruments and techniques available, the separation of (+)-THC and (-)-THC is problematic for the scientific community as a whole. PharmLabs believes the unidentified peak to be a combination of (+)-THC and (-)-THC with the majority, if not all, of the concentration being (+)-THC. Total d8-THC is estimated to be 29.65%.

***CAN+ - Cannabinoids Analysis**

Analyzed Feb 09, 2023 | Instrument HPLC-VWD | Method SOP-001
 Measurement Uncertainty at 95% confidence 7.806%

Analyte	LOD mg/g	LOQ mg/g	Result %	Result mg/g
Cannabidiol (CBD)	0.039	0.16	ND	ND
Cannabidiolic Acid (CBDA)	0.001	0.16	0.58	5.85
Cannabigerol Acid (CBGA)	0.001	0.16	8.26	82.65
Cannabigerol (CBG)	0.001	0.16	0.54	5.43
Cannabidiol (CBD)	0.001	0.16	0.07	0.72
Tetrahydrocannabivarin (THCV)	0.001	0.16	ND	ND
Cannabinol (CBN)	0.001	0.16	ND	ND
Tetrahydrocannabinol (Δ9-THC)	0.003	0.16	UI	UI
Δ8-tetrahydrocannabinol (Δ8-THC)	0.004	0.16	29.65	296.54
Cannabicyclol (CBL)	0.002	0.16	ND	ND
Cannabichromene (CBC)	0.002	0.16	0.25	2.54
Tetrahydrocannabinolic Acid (THCA)	0.001	0.16	ND	ND
Total THC (THCa * 0.877 + Δ9THC)			ND	ND
Total THC + Δ8THC (THCa * 0.877 + Δ9THC + Δ8THC)			29.65	296.54
Total CBD (CBDA * 0.877 + CBD)			0.59	5.85
Total CBG (CBGA * 0.877 + CBG)			7.79	77.92
Total Cannabinoids			38.28	382.84


*Dry Weight %

MWA - Moisture Content & Water Activity Analysis

Analyzed Feb 08, 2023 | Instrument Chilled-mirror Dewpoint and Capacitance | Method SOP-008

Analyte	Result	Limit	Analyte	Result	Limit
Moisture (Moi)	6.3 % Mw	13 % Mw	Water Activity (WA)	0.45 a _w	0.85 a _w

UI Not Identified
 ND Not Detected
 N/A Not Applicable
 NT Not Reported
 LOD Limit of Detection
 LOQ Limit of Quantification
 <LOQ Detected
 >ULOL Above upper limit of linearity
 CFU/g Colony Forming Units per 1 gram
 TNTC Too Numerous to Count



Scan the QR code to verify authenticity.

Authorized Signature

Brandon Starr

Brandon Starr, Lab Manager
 Thu, 09 Feb 2023 13:10:18 -0800

PharmLabs San Diego | 3421 Hancock St, Second Floor, San Diego, CA 92110 | 619.356.0898 | ISO/IEC 17025:2017 Certification L17-427-1

*This report shall not be reproduced except in full, without the written approval of the lab. This report is for informational purposes only and should not be used to diagnose, treat or prevent any disease. Results are only for samples and batches indicated. Results are reported on an "as received" basis, unless indicated otherwise. When a Pass/Fail status is reported, that status is intended to be in accordance with federal, state and local laws which are required for the customer to be in compliance. The measurement of uncertainty is not included in the Pass/Fail evaluation unless explicitly required by federal, state or local laws and has been reported on the certificate of analysis. Measurement of uncertainty is available upon request.





ISO derived D8 vape distillate

Sample ID: G2J0342-02 Matrix: Hemp Extracts &
Test ID: 5026140
Source ID:
Date Sampled: 10/26/22 Date Accepted: 10/26/22
Batch Lot ID: ISOD810252022

Cultivate Oregon

Results at a Glance

Total THC : <LOQ (0.1577%) %

Total CBD : <LOQ (0.0431%) %

delta 8-THC : 91.08 % **PASS**

Pesticides : **PASS**

Residual Solvent Analysis : **PASS**

Mycotoxins : **PASS**



Patrick Hermonson
Chemist - 10/31/2022



ISO derived D8 vape distillate

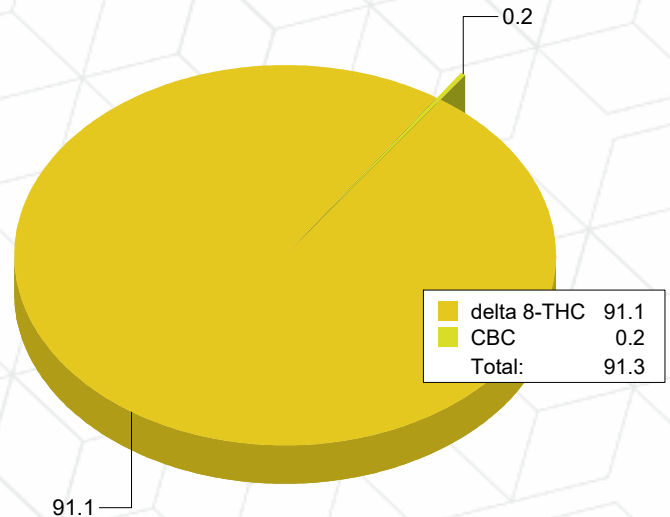
Sample ID: G2J0342-02 Matrix: Hemp Extracts &
Test ID: 5026140
Source ID:
Date Sampled: 10/26/22 Date Accepted: 10/26/22
Batch Lot ID: ISOD810252022

Cultivate Oregon

Potency Analysis

Date/Time Extracted: 10/26/22 14:07 Analysis Method/SOP: 215 Batch Identification: 2244020

Cannabinoids	LOQ (%)	% by Wt.	mg/g	Cannabinoids Profile
Total THC	0.1577	< LOQ	< LOQ	
Total CBD	0.0431	< LOQ	< LOQ	
THCA	0.0005	< LOQ	< LOQ	
delta 9-THC	0.0005	< LOQ	< LOQ	
delta 8-THC	0.0934	91.08	910.8	
THCV	0.1052	< LOQ	< LOQ	
THCVA	0.0392	< LOQ	< LOQ	
CBD	0.0005	< LOQ	< LOQ	
CBDA	0.0005	< LOQ	< LOQ	
CBDV	0.1040	< LOQ	< LOQ	
CBDVA	0.0341	< LOQ	< LOQ	
CBN	0.0622	< LOQ	< LOQ	
CBG	0.0164	< LOQ	< LOQ	
CBGA	0.0164	< LOQ	< LOQ	
CBC	0.0186	0.2395	2.395	
Total Cannabinoids		91.32	913.2	



Total THC = delta 9-THC + (THCA * 0.877)
Total CBD = CBD + (CBDA * 0.877)
Total CBG = CBG + (CBGA * 0.878)
LOQ=Limit of Quantification, the lowest measurable concentration of an analyte.



Patrick Hermonson
Chemist - 10/31/2022

These results relate only to the sample included on this report. The report may not be reproduced except in full, without the written permission of Green Leaf Lab.

This is for informational testing and is not compliance testing. Lab results apply to the sample as received.



ISO derived D8 vape distillate

Sample ID: G2J0342-02 Matrix: Hemp Extracts &
Test ID: 5026140
Source ID:
Date Sampled: 10/26/22 Date Accepted: 10/26/22
Batch Lot ID: ISOD810252022

Cultivate Oregon

Pesticide Analysis in ppm

Date/Time Extracted: 10/26/22 14:24
Analysis Method/SOP: 202

Analyte	Result	Action Level	LOD	LOQ	Units	Notes	Analyte	Result	Action Level	LOD	LOQ	Units	Notes
Abamectin	< LOQ	0.5		0.1	ppm		Acephate	< LOQ	0.4		0.1	ppm	
Acequinocyl	< LOQ	2		0.5	ppm		Acetamidrid	< LOQ	0.2		0.1	ppm	
Aldicarb	< LOQ	0.4		0.1	ppm		Azoxystrobin	< LOQ	0.2		0.1	ppm	
Bifenazate	< LOQ	0.2		0.1	ppm		Bifenthrin	< LOQ	0.2		0.1	ppm	
Boscalid	< LOQ	0.4		0.1	ppm		Carbaryl	< LOQ	0.2		0.1	ppm	
Carbofuran	< LOQ	0.2		0.1	ppm		Chlorantraniliprole	< LOQ	0.2		0.1	ppm	
Chlorfenapyr	< LOQ	1		0.1	ppm		Chlorpyrifos	< LOQ	0.2		0.1	ppm	
Clofentezine	< LOQ	0.2		0.1	ppm		Cyfluthrin	< LOQ	1		0.5	ppm	
Cypermethrin	< LOQ	1		0.5	ppm		Daminozide	< LOQ	1		0.5	ppm	
DDVP (Dichlorvos)	< LOQ	1		0.1	ppm		Diazinon	< LOQ	0.2		0.1	ppm	
Dimethoate	< LOQ	0.2		0.1	ppm		Ethoprophos	< LOQ	0.2		0.1	ppm	
Etofenprox	< LOQ	0.4		0.1	ppm		Etoxazole	< LOQ	0.2		0.1	ppm	
Fenoxycarb	< LOQ	0.2		0.1	ppm		Fenpyroximate	< LOQ	0.4		0.1	ppm	
Fipronil	< LOQ	0.4		0.1	ppm		Fonicamid	< LOQ	1		0.1	ppm	
Fludioxonil	< LOQ	0.4		0.1	ppm		Hexythiazox	< LOQ	1		0.1	ppm	
Imazalil	< LOQ	0.2		0.1	ppm		Imidacloprid	< LOQ	0.4		0.1	ppm	
Kresoxim-methyl	< LOQ	0.4		0.1	ppm		Malathion	< LOQ	0.2		0.1	ppm	
Metalaxyl	< LOQ	0.2		0.1	ppm		Methiocarb	< LOQ	0.2		0.1	ppm	
Methomyl	< LOQ	0.4		0.1	ppm		Methyl parathion	< LOQ	0.2		0.1	ppm	
MGK-264	< LOQ	0.2		0.1	ppm		Myclobutanil	< LOQ	0.2		0.1	ppm	
Naled	< LOQ	0.5		0.1	ppm		Oxamyl	< LOQ	1		0.1	ppm	
Paclobutrazol	< LOQ	0.4		0.1	ppm		Permethrins	< LOQ	0.2		0.1	ppm	
Phosmet	< LOQ	0.2		0.1	ppm		Piperonyl butoxide	< LOQ	2		0.9	ppm	
Prallethrin	< LOQ	0.2		0.1	ppm		Propiconazole	< LOQ	0.4		0.1	ppm	
Propoxur	< LOQ	0.2		0.1	ppm		Pyrethrins	< LOQ	1		0.5	ppm	
Pyridaben	< LOQ	0.2		0.1	ppm		Spinosad	< LOQ	0.2		0.1	ppm	
Spiromesifen	< LOQ	0.2		0.1	ppm		Spirotetramat	< LOQ	0.2		0.1	ppm	
Spiroxamine	< LOQ	0.4		0.1	ppm		Tebuconazole	< LOQ	0.4		0.1	ppm	
Thiacloprid	< LOQ	0.2		0.1	ppm		Thiamethoxam	< LOQ	0.2		0.1	ppm	
Trifloxystrobin	< LOQ	0.2		0.1	ppm								

ND - Compound not detected
Results above the Action Level fail state testing requirements and will be highlighted Red.



Patrick Hermonson
Chemist - 10/31/2022



ISO derived D8 vape distillate

Sample ID: G2J0342-02 Matrix: Hemp Extracts &
Test ID: 5026140
Source ID:
Date Sampled: 10/26/22 Date Accepted: 10/26/22
Batch Lot ID: ISOD810252022

Cultivate Oregon

Residual Solvents

Date/Time Extracted: 10/27/22 09:30

Analysis Method/SOP: 205

Analyte	Result	Action Level	LOD	LOQ	Units	Notes
1,4-Dioxane	< LOQ	380		50.00	ppm	
2-Butanol	< LOQ	5000		1000	ppm	
2-Ethoxyethanol	< LOQ	160		80.00	ppm	
2-Propanol (IPA)	< LOQ	5000		1000	ppm	
Acetone	< LOQ	5000		1000	ppm	
Acetonitrile	< LOQ	410		50.00	ppm	
Benzene	< LOQ	2		1.000	ppm	
Butanes	< LOQ	5000		1000	ppm	
Cumene	< LOQ	70		35.00	ppm	
Cyclohexane	< LOQ	3880		50.00	ppm	
Dichloromethane	< LOQ	600		50.00	ppm	
Ethyl acetate	< LOQ	5000		1000	ppm	
Ethyl benzene	< LOQ	2170		35.00	ppm	
Ethyl ether	< LOQ	5000		1000	ppm	
Ethylene glycol	< LOQ	620		310.0	ppm	
Ethylene oxide	< LOQ	50		25.00	ppm	
Heptane	< LOQ	5000		1000	ppm	
Hexanes	< LOQ	290		50.00	ppm	
Isopropyl acetate	< LOQ	5000		1000	ppm	
Methanol	< LOQ	3000		1000	ppm	
Pentanes	< LOQ	5000		1000	ppm	
Propane	< LOQ	5000		1000	ppm	
Tetrahydrofuran	< LOQ	720		50.00	ppm	
Toluene	< LOQ	890		50.00	ppm	
Xylenes	< LOQ	2170		50.00	ppm	

<LOQ - Results below the Limit of Quantitation

Results above the Action Level fail state testing requirements and will be highlighted Red.



ISO 17025
ACCREDITED
LABORATORY

Patrick Hermonson
Chemist - 10/31/2022



ISO derived D8 vape distillate

Sample ID: G2J0342-02 Matrix: Hemp Extracts &
Test ID: 5026140
Source ID:
Date Sampled: 10/26/22 Date Accepted: 10/26/22
Batch Lot ID: ISOD810252022

Cultivate Oregon

Mycotoxins by LCMSMS

Date/Time Extracted: 10/29/22 11:18

Analysis Method/SOP: Mycotoxins

Analyte	Result	LOD	LOQ	Units
aflatoxin B1	< LOQ	5.00	6.25	ug/kg
aflatoxin B2	< LOQ	5.00	6.25	ug/kg
aflatoxin G1	< LOQ	5.00	6.25	ug/kg
aflatoxin G2	< LOQ	5.00	6.25	ug/kg
ochratoxin A	< LOQ	5.00	6.25	ug/kg
Total Aflatoxins	< LOQ	5.00	6.25	ug/kg

Analysis Subcontracted to Green Leaf Lab.

<LOQ - Results below the Limit of Quantitation

Results above the Action Level fail state testing requirements and will be highlighted **Red**.



ISO 17025
ACCREDITED
LABORATORY

Patrick Hermonson
Chemist - 10/31/2022



Quality Control Potency

Batch: 2244020 - 215-Concentrates

Blank(2244020-BLK1)							
Analyte	Result	LOQ	Units	%Recovery Limits	Extracted	Analyzed	Notes
THCA	< LOQ	0.0005	%		10/26/22 14:07	10/26/22 17:29	
delta 9-THC	< LOQ	0.0005	%		10/26/22 14:07	10/26/22 17:29	
delta 8-THC	< LOQ	0.0934	%		10/26/22 14:07	10/26/22 17:29	
THCV	< LOQ	0.1052	%		10/26/22 14:07	10/26/22 17:29	
THCVA	< LOQ	0.0392	%		10/26/22 14:07	10/26/22 17:29	
CBD	< LOQ	0.0005	%		10/26/22 14:07	10/26/22 17:29	
CBDA	< LOQ	0.0005	%		10/26/22 14:07	10/26/22 17:29	
CBDV	< LOQ	0.1040	%		10/26/22 14:07	10/26/22 17:29	
CBDVA	< LOQ	0.0341	%		10/26/22 14:07	10/26/22 17:29	
CBN	< LOQ	0.0622	%		10/26/22 14:07	10/26/22 17:29	
CBG	< LOQ	0.0164	%		10/26/22 14:07	10/26/22 17:29	
CBGA	< LOQ	0.0164	%		10/26/22 14:07	10/26/22 17:29	
CBC	< LOQ	0.0186	%		10/26/22 14:07	10/26/22 17:29	

Reference(2244020-SRM1)							
Analyte	% Recovery	LOQ	Units	%Recovery Limits	Extracted	Analyzed	Notes
THCA	101	0.0002	%	90-110	10/26/22 14:07	10/26/22 17:52	
delta 9-THC	101	0.0002	%	90-110	10/26/22 14:07	10/26/22 17:52	
delta 8-THC	103	0.0463	%	90-110	10/26/22 14:07	10/26/22 17:52	
CBD	105	0.0002	%	90-110	10/26/22 14:07	10/26/22 17:52	
CBDA	104	0.0002	%	90-110	10/26/22 14:07	10/26/22 17:52	

Pesticide Analysis

Batch: 2244021 - 202

Blank(2244021-BLK1)							
Analyte	Result	LOQ	Units	%Recovery Limits	Extracted	Analyzed	Notes
Abamectin	< LOQ	0.1	ppm		10/26/22 14:24	10/27/22 16:35	
Acephate	< LOQ	0.1	ppm		10/26/22 14:24	10/27/22 16:35	
Acequinocyl	< LOQ	0.5	ppm		10/26/22 14:24	10/27/22 16:35	
Acetamiprid	< LOQ	0.1	ppm		10/26/22 14:24	10/27/22 16:35	
Aldicarb	< LOQ	0.1	ppm		10/26/22 14:24	10/27/22 16:35	
Azoxystrobin	< LOQ	0.1	ppm		10/26/22 14:24	10/27/22 16:35	
Bifenazate	< LOQ	0.1	ppm		10/26/22 14:24	10/27/22 16:35	
Bifenthrin	< LOQ	0.1	ppm		10/26/22 14:24	10/27/22 16:35	
Boscalid	< LOQ	0.1	ppm		10/26/22 14:24	10/27/22 15:34	
Carbaryl	< LOQ	0.1	ppm		10/26/22 14:24	10/27/22 16:35	
Carbofuran	< LOQ	0.1	ppm		10/26/22 14:24	10/27/22 16:35	
Chlorantraniliprole	< LOQ	0.1	ppm		10/26/22 14:24	10/27/22 16:35	
Chlorfenapyr	< LOQ	0.1	ppm		10/26/22 14:24	10/27/22 15:34	



Patrick Hermonson
Chemist - 10/31/2022



Quality Control Pesticide Analysis (Continued)

Batch: 2244021 - 202 (Continued)

Blank(2244021-BLK1)							
Analyte	Result	LOQ	Units	%Recovery Limits	Extracted	Analyzed	Notes
Chlorpyrifos	< LOQ	0.1	ppm		10/26/22 14:24	10/27/22 16:35	
Clofentezine	< LOQ	0.1	ppm		10/26/22 14:24	10/27/22 16:35	
Daminozide	< LOQ	0.5	ppm		10/26/22 14:24	10/27/22 16:35	
Cyfluthrin	< LOQ	0.5	ppm		10/26/22 14:24	10/27/22 15:34	
Diazinon	< LOQ	0.1	ppm		10/26/22 14:24	10/27/22 16:35	
Cypermethrin	< LOQ	0.5	ppm		10/26/22 14:24	10/27/22 15:34	
Dimethoate	< LOQ	0.1	ppm		10/26/22 14:24	10/27/22 16:35	
Ethoprophos	< LOQ	0.1	ppm		10/26/22 14:24	10/27/22 16:35	
Etofenprox	< LOQ	0.1	ppm		10/26/22 14:24	10/27/22 16:35	
Etoxazole	< LOQ	0.1	ppm		10/26/22 14:24	10/27/22 16:35	
Fenoxycarb	< LOQ	0.1	ppm		10/26/22 14:24	10/27/22 16:35	
Fenpyroximate	< LOQ	0.1	ppm		10/26/22 14:24	10/27/22 16:35	
Fonicamid	< LOQ	0.1	ppm		10/26/22 14:24	10/27/22 16:35	
Hexythiazox	< LOQ	0.1	ppm		10/26/22 14:24	10/27/22 16:35	
Imazalil	< LOQ	0.1	ppm		10/26/22 14:24	10/27/22 16:35	
Fipronil	< LOQ	0.1	ppm		10/26/22 14:24	10/27/22 15:34	
Imidacloprid	< LOQ	0.1	ppm		10/26/22 14:24	10/27/22 16:35	
Fludioxonil	< LOQ	0.1	ppm		10/26/22 14:24	10/27/22 15:34	
Metalaxyl	< LOQ	0.1	ppm		10/26/22 14:24	10/27/22 16:35	
Methiocarb	< LOQ	0.1	ppm		10/26/22 14:24	10/27/22 16:35	
Methomyl	< LOQ	0.1	ppm		10/26/22 14:24	10/27/22 16:35	
Myclobutanil	< LOQ	0.1	ppm		10/26/22 14:24	10/27/22 16:35	
Kresoxim-methyl	< LOQ	0.1	ppm		10/26/22 14:24	10/27/22 15:34	
Naled	< LOQ	0.1	ppm		10/26/22 14:24	10/27/22 16:35	
Malathion	< LOQ	0.1	ppm		10/26/22 14:24	10/27/22 15:34	
Oxamyl	< LOQ	0.1	ppm		10/26/22 14:24	10/27/22 16:35	
Paclobutrazol	< LOQ	0.1	ppm		10/26/22 14:24	10/27/22 16:35	
Permethrins	< LOQ	0.1	ppm		10/26/22 14:24	10/27/22 16:35	
Methyl parathion	< LOQ	0.1	ppm		10/26/22 14:24	10/27/22 15:34	
MGK-264	< LOQ	0.1	ppm		10/26/22 14:24	10/27/22 15:34	
Phosmet	< LOQ	0.1	ppm		10/26/22 14:24	10/27/22 16:35	
Piperonyl butoxide	< LOQ	0.9	ppm		10/26/22 14:24	10/27/22 16:35	
Prallethrin	< LOQ	0.1	ppm		10/26/22 14:24	10/27/22 16:35	
Propoxur	< LOQ	0.1	ppm		10/26/22 14:24	10/27/22 16:35	
Pyrethrins	< LOQ	0.5	ppm		10/26/22 14:24	10/27/22 16:35	
Pyridaben	< LOQ	0.1	ppm		10/26/22 14:24	10/27/22 16:35	
Propiconazole	< LOQ	0.1	ppm		10/26/22 14:24	10/27/22 15:34	
Spinosad	< LOQ	0.1	ppm		10/26/22 14:24	10/27/22 16:35	



Patrick Hermonson
Chemist - 10/31/2022



Quality Control Pesticide Analysis (Continued)

Batch: 2244021 - 202 (Continued)

Blank(2244021-BLK1)							
Analyte	Result	LOQ	Units	%Recovery Limits	Extracted	Analyzed	Notes
Spiromesifen	< LOQ	0.1	ppm		10/26/22 14:24	10/27/22 16:35	
Spirotetramat	< LOQ	0.1	ppm		10/26/22 14:24	10/27/22 16:35	
Spiroxamine	< LOQ	0.1	ppm		10/26/22 14:24	10/27/22 16:35	
Tebuconazole	< LOQ	0.1	ppm		10/26/22 14:24	10/27/22 16:35	
Thiacloprid	< LOQ	0.1	ppm		10/26/22 14:24	10/27/22 16:35	
Thiamethoxam	< LOQ	0.1	ppm		10/26/22 14:24	10/27/22 16:35	
Trifloxystrobin	< LOQ	0.1	ppm		10/26/22 14:24	10/27/22 16:35	
DDVP (Dichlorvos)	< LOQ	0.1	ppm		10/26/22 14:24	10/27/22 16:35	

LCS(2244021-BS1)							
Analyte	% Recovery	LOQ	Units	%Recovery Limits	Extracted	Analyzed	Notes
Abamectin	69.3	0.1	ppm	50-150	10/26/22 14:24	10/27/22 16:58	
Acephate	85.3	0.1	ppm	60-120	10/26/22 14:24	10/27/22 16:58	
Acequinocyl	99.0	0.5	ppm	40-160	10/26/22 14:24	10/27/22 16:58	
Acetamiprid	104	0.1	ppm	60-120	10/26/22 14:24	10/27/22 16:58	
Aldicarb	84.6	0.1	ppm	60-120	10/26/22 14:24	10/27/22 16:58	
Azoxystrobin	99.6	0.1	ppm	60-120	10/26/22 14:24	10/27/22 16:58	
Bifenazate	94.9	0.1	ppm	60-120	10/26/22 14:24	10/27/22 16:58	
Bifenthrin	166	0.1	ppm	50-150	10/26/22 14:24	10/27/22 16:58	BSH
Boscalid	90.4	0.1	ppm	60-120	10/26/22 14:24	10/27/22 15:56	
Carbaryl	108	0.1	ppm	60-120	10/26/22 14:24	10/27/22 16:58	
Carbofuran	106	0.1	ppm	60-120	10/26/22 14:24	10/27/22 16:58	
Chlorantraniliprole	86.6	0.1	ppm	60-120	10/26/22 14:24	10/27/22 16:58	
Chlorfenapyr	84.9	0.1	ppm	60-120	10/26/22 14:24	10/27/22 15:56	
Chlorpyrifos	95.9	0.1	ppm	60-120	10/26/22 14:24	10/27/22 16:58	
Clofentezine	117	0.1	ppm	60-120	10/26/22 14:24	10/27/22 16:58	
Daminozide	312	0.5	ppm	60-120	10/26/22 14:24	10/27/22 16:58	BSH
Cyfluthrin	123	0.5	ppm	50-150	10/26/22 14:24	10/27/22 15:56	
Diazinon	98.2	0.1	ppm	60-120	10/26/22 14:24	10/27/22 16:58	
Cypermethrin	97.0	0.5	ppm	50-150	10/26/22 14:24	10/27/22 15:56	
Dimethoate	102	0.1	ppm	60-120	10/26/22 14:24	10/27/22 16:58	
Ethoprophos	98.0	0.1	ppm	60-120	10/26/22 14:24	10/27/22 16:58	
Etofenprox	106	0.1	ppm	50-150	10/26/22 14:24	10/27/22 16:58	
Etoxazole	102	0.1	ppm	60-120	10/26/22 14:24	10/27/22 16:58	
Fenoxycarb	102	0.1	ppm	60-120	10/26/22 14:24	10/27/22 16:58	
Fenpyroximate	106	0.1	ppm	60-120	10/26/22 14:24	10/27/22 16:58	
Flonicamid	95.1	0.1	ppm	60-120	10/26/22 14:24	10/27/22 16:58	
Hexythiazox	112	0.1	ppm	60-120	10/26/22 14:24	10/27/22 16:58	
Imazalil	125	0.1	ppm	60-120	10/26/22 14:24	10/27/22 16:58	BSH



Patrick Hermonson
Chemist - 10/31/2022



Quality Control Pesticide Analysis (Continued)

Batch: 2244021 - 202 (Continued)

LCS(2244021-BS1)							
Analyte	% Recovery	LOQ	Units	%Recovery Limits	Extracted	Analyzed	Notes
Fipronil	79.8	0.1	ppm	60-120	10/26/22 14:24	10/27/22 15:56	
Imidacloprid	101	0.1	ppm	60-120	10/26/22 14:24	10/27/22 16:58	
Fludioxonil	75.2	0.1	ppm	50-150	10/26/22 14:24	10/27/22 15:56	
Metalaxyl	93.7	0.1	ppm	60-120	10/26/22 14:24	10/27/22 16:58	
Methiocarb	96.0	0.1	ppm	60-120	10/26/22 14:24	10/27/22 16:58	
Methomyl	123	0.1	ppm	60-120	10/26/22 14:24	10/27/22 16:58	BSH
Myclobutanil	95.4	0.1	ppm	60-120	10/26/22 14:24	10/27/22 16:58	
Kresoxim-methyl	80.9	0.1	ppm	60-120	10/26/22 14:24	10/27/22 15:56	
Naled	107	0.1	ppm	50-150	10/26/22 14:24	10/27/22 16:58	
Malathion	89.1	0.1	ppm	60-120	10/26/22 14:24	10/27/22 15:56	
Oxamyl	101	0.1	ppm	60-120	10/26/22 14:24	10/27/22 16:58	
Paclobutrazol	92.0	0.1	ppm	60-120	10/26/22 14:24	10/27/22 16:58	
Permethrins	103	0.1	ppm	50-150	10/26/22 14:24	10/27/22 16:58	
Methyl parathion	74.1	0.1	ppm	50-150	10/26/22 14:24	10/27/22 15:56	
MGK-264	76.8	0.1	ppm	50-150	10/26/22 14:24	10/27/22 15:56	
Phosmet	92.2	0.1	ppm	50-150	10/26/22 14:24	10/27/22 16:58	
Piperonyl butoxide	101	0.9	ppm	60-120	10/26/22 14:24	10/28/22 12:23	
Prallethrin	93.9	0.1	ppm	60-120	10/26/22 14:24	10/27/22 16:58	
Propoxur	101	0.1	ppm	60-120	10/26/22 14:24	10/27/22 16:58	
Pyrethrins	89.4	0.5	ppm	60-120	10/26/22 14:24	10/27/22 16:58	
Pyridaben	118	0.1	ppm	50-150	10/26/22 14:24	10/27/22 16:58	
Propiconazole	102	0.1	ppm	60-120	10/26/22 14:24	10/27/22 15:56	
Spinosad	140	0.1	ppm	50-150	10/26/22 14:24	10/27/22 16:58	
Spiromesifen	110	0.1	ppm	60-120	10/26/22 14:24	10/27/22 16:58	
Spirotetramat	103	0.1	ppm	60-120	10/26/22 14:24	10/27/22 16:58	
Spiroxamine	122	0.1	ppm	60-120	10/26/22 14:24	10/27/22 16:58	BSH
Tebuconazole	101	0.1	ppm	60-120	10/26/22 14:24	10/27/22 16:58	
Thiacloprid	105	0.1	ppm	60-120	10/26/22 14:24	10/27/22 16:58	
Thiamethoxam	93.5	0.1	ppm	60-120	10/26/22 14:24	10/27/22 16:58	
Trifloxystrobin	97.0	0.1	ppm	60-120	10/26/22 14:24	10/27/22 16:58	
DDVP (Dichlorvos)	90.0	0.1	ppm	60-120	10/26/22 14:24	10/27/22 16:58	

Solvent Analysis

Batch: 2244024 - 205

Blank(2244024-BLK1)							
Analyte	Result	LOQ	Units	%Recovery Limits	Extracted	Analyzed	Notes
Acetone	< LOQ	1000	ppm		10/27/22 09:30	10/28/22 15:19	
Acetonitrile	< LOQ	50.00	ppm		10/27/22 09:30	10/28/22 15:19	



Patrick Hermonson
Chemist - 10/31/2022



Quality Control Solvent Analysis (Continued)

Batch: 2244024 - 205 (Continued)

Blank(2244024-BLK1)							
Analyte	Result	LOQ	Units	%Recovery Limits	Extracted	Analyzed	Notes
Benzene	< LOQ	1.000	ppm		10/27/22 09:30	10/28/22 15:19	
Butanes	< LOQ	1000	ppm		10/27/22 09:30	10/28/22 15:19	
2-Butanol	< LOQ	1000	ppm		10/27/22 09:30	10/28/22 15:19	
Cumene	< LOQ	35.00	ppm		10/27/22 09:30	10/28/22 15:19	
Cyclohexane	< LOQ	50.00	ppm		10/27/22 09:30	10/28/22 15:19	
Dichloromethane	< LOQ	50.00	ppm		10/27/22 09:30	10/28/22 15:19	
1,4-Dioxane	< LOQ	50.00	ppm		10/27/22 09:30	10/28/22 15:19	
2-Ethoxyethanol	< LOQ	80.00	ppm		10/27/22 09:30	10/28/22 15:19	
Ethyl acetate	< LOQ	1000	ppm		10/27/22 09:30	10/28/22 15:19	
Ethyl benzene	< LOQ	35.00	ppm		10/27/22 09:30	10/28/22 15:19	
Ethylene glycol	< LOQ	310.0	ppm		10/27/22 09:30	10/28/22 15:19	
Ethylene oxide	< LOQ	25.00	ppm		10/27/22 09:30	10/28/22 15:19	
Ethyl ether	< LOQ	1000	ppm		10/27/22 09:30	10/28/22 15:19	
Heptane	< LOQ	1000	ppm		10/27/22 09:30	10/28/22 15:19	
Hexanes	< LOQ	50.00	ppm		10/27/22 09:30	10/28/22 15:19	
Isopropyl acetate	< LOQ	1000	ppm		10/27/22 09:30	10/28/22 15:19	
Methanol	< LOQ	1000	ppm		10/27/22 09:30	10/28/22 15:19	
Pentanes	< LOQ	1000	ppm		10/27/22 09:30	10/28/22 15:19	
Propane	< LOQ	1000	ppm		10/27/22 09:30	10/28/22 15:19	
2-Propanol (IPA)	< LOQ	1000	ppm		10/27/22 09:30	10/28/22 15:19	
Tetrahydrofuran	< LOQ	50.00	ppm		10/27/22 09:30	10/28/22 15:19	
Toluene	< LOQ	50.00	ppm		10/27/22 09:30	10/28/22 15:19	
Xylenes	< LOQ	50.00	ppm		10/27/22 09:30	10/28/22 15:19	

LCS(2244024-BS1)							
Analyte	% Recovery	LOQ	Units	%Recovery Limits	Extracted	Analyzed	Notes
Acetone	90.0	1000	ppm	60-120	10/27/22 09:30	10/28/22 00:49	
Acetonitrile	91.2	50.00	ppm	60-120	10/27/22 09:30	10/28/22 00:49	
Benzene	84.3	1.000	ppm	60-120	10/27/22 09:30	10/28/22 00:49	
Butanes	88.1	1000	ppm	60-120	10/27/22 09:30	10/28/22 00:49	
2-Butanol	88.4	1000	ppm	60-120	10/27/22 09:30	10/28/22 00:49	
Cumene	72.9	35.00	ppm	60-120	10/27/22 09:30	10/28/22 00:49	
Cyclohexane	85.1	50.00	ppm	60-120	10/27/22 09:30	10/28/22 00:49	
Dichloromethane	92.5	50.00	ppm	60-120	10/27/22 09:30	10/28/22 00:49	
1,4-Dioxane	77.4	50.00	ppm	60-120	10/27/22 09:30	10/28/22 00:49	
2-Ethoxyethanol	76.9	80.00	ppm	60-120	10/27/22 09:30	10/28/22 00:49	
Ethyl acetate	88.3	1000	ppm	60-120	10/27/22 09:30	10/28/22 00:49	
Ethyl benzene	76.2	35.00	ppm	60-120	10/27/22 09:30	10/28/22 00:49	
Ethylene glycol	91.3	310.0	ppm	60-120	10/27/22 09:30	10/28/22 00:49	BSL



Patrick Hermonson
Chemist - 10/31/2022



Quality Control Solvent Analysis (Continued)

Batch: 2244024 - 205 (Continued)

LCS(2244024-BS1)							
Analyte	% Recovery	LOQ	Units	%Recovery Limits	Extracted	Analyzed	Notes
Ethylene oxide	93.3	25.00	ppm	60-120	10/27/22 09:30	10/28/22 00:49	
Ethyl ether	89.8	1000	ppm	60-120	10/27/22 09:30	10/28/22 00:49	
Heptane	93.4	1000	ppm	60-120	10/27/22 09:30	10/28/22 00:49	
Hexanes	70.3	50.00	ppm	60-120	10/27/22 09:30	10/28/22 00:49	
Isopropyl acetate	87.6	1000	ppm	60-120	10/27/22 09:30	10/28/22 00:49	
Methanol	94.7	1000	ppm	60-120	10/27/22 09:30	10/28/22 00:49	
Pentanes	88.0	1000	ppm	60-120	10/27/22 09:30	10/28/22 00:49	
Propane	83.8	1000	ppm	60-120	10/27/22 09:30	10/28/22 00:49	
2-Propanol (IPA)	91.4	1000	ppm	60-120	10/27/22 09:30	10/28/22 00:49	
Tetrahydrofuran	92.9	50.00	ppm	60-120	10/27/22 09:30	10/28/22 00:49	
Toluene	79.8	50.00	ppm	60-120	10/27/22 09:30	10/28/22 00:49	

Mycotoxins

Batch: 2244053 - 202

Blank(2244053-BLK1)							
Analyte	Result	LOQ	Units	%Recovery Limits	Extracted	Analyzed	Notes
aflatoxin B1	< LOQ	6.25	ug/kg		10/29/22 11:18	10/29/22 20:11	
aflatoxin B2	< LOQ	6.25	ug/kg		10/29/22 11:18	10/29/22 20:11	
aflatoxin G1	< LOQ	6.25	ug/kg		10/29/22 11:18	10/29/22 20:11	
aflatoxin G2	< LOQ	6.25	ug/kg		10/29/22 11:18	10/29/22 20:11	
ochratoxin A	< LOQ	6.25	ug/kg		10/29/22 11:18	10/29/22 20:11	

LCS(2244053-BS1)							
Analyte	% Recovery	LOQ	Units	%Recovery Limits	Extracted	Analyzed	Notes
aflatoxin B1	80.1	6.25	ug/kg	60-120	10/29/22 11:18	10/29/22 20:21	
aflatoxin B2	90.0	6.25	ug/kg	60-120	10/29/22 11:18	10/29/22 20:21	
aflatoxin G1	87.4	6.25	ug/kg	60-120	10/29/22 11:18	10/29/22 20:21	
aflatoxin G2	85.1	6.25	ug/kg	60-120	10/29/22 11:18	10/29/22 20:21	
ochratoxin A	153	6.25	ug/kg	60-120	10/29/22 11:18	10/29/22 20:21	BSH



Patrick Hermonson
Chemist - 10/31/2022

These results relate only to the sample included on this report. The report may not be reproduced except in full, without the written permission of Green Leaf Lab.

This is for informational testing and is not compliance testing. Lab results apply to the sample as received.



Notes and Definitions

Regulatory Compliance samples were collected onsite at facility according to ORELAP-SOP-001 and ORELAP-SOP-002 and following Sampling Plan FN117. Quality Control samples were tested as received. Laboratory results do not take into account the uncertainty of measurements. Available upon request.

- ATM Non-cannabis matrix related interference or suppression of Internal standard
 - BLI Baseline Interference - Cannabinoid peak interference in chromatographic baseline affecting QC recovery .
 - BLK Analyte detected in method blank, but not associated samples.
 - BSH Blank Spike High - Blank Spike recovery above method limit. no detections in samples.
 - BSL Blank Spike Low - Blank Spike recovery below lower method limit, analyte chromatography reviewed manually for all samples.
 - C Interference due to co-elution
 - CBD Interference due to co-elution
 - CV1 CBD matrix interference on GC Pest chromatography
 - CV2 CCV was above acceptance criteria, Non-detect samples are considered acceptable.
 - INF CCV was below acceptance criteria, sample still exceeds regulatory limit.
 - ISH One or more QC falls outside acceptance criteria. Data entered into LIMS for informational purposes only.
 - ISL Internal Standard concentration is above acceptance criteria.
 - MSH Internal Standard concentration is below acceptance criteria.
 - MSI Matrix Spike High - Matrix Spike recovery above method limits.
 - MSL Matrix Spike Interference - Matrix spike source sample contains analyte hit above calibration affecting recovery accuracy in Matrix Spike.
 - TPP
 - U Matrix Spike Low - Matrix Spike recovery below lower method limit, analyte chromatography reviewed manually for all samples.
- Internal Standard concentration outside control limit due to matrix interference



Patrick Hermonson
Chemist - 10/31/2022

These results relate only to the sample included on this report. The report may not be reproduced except in full, without the written permission of Green Leaf Lab.

This is for informational testing and is not compliance testing. Lab results apply to the sample as received.

PharmLabs San Diego Certificate of Analysis

3421 Hancock St, Second Floor, San Diego, CA 92110 | License: C8-000098-LIC
 ISO/IEC 17025:2017 Certification L17-427-1 | Accreditation #85368



Sample **CBD CBG White**

Sample ID	SD230123-040 (60393)	Matrix	Flower (Inhalable Cannabis Good)
Tested for	Cultivar Oregon	Received	Jan 23, 2023
Sampled	-	Reported	Jan 25, 2023
Analyses executed	CANX, MWA		

CANX - Cannabinoids Analysis

Analyzed Jan 25, 2023 | Instrument HPLC-VWD | Method
 The expanded Uncertainty of the Cannabinoid analysis is approximately 7.81% at the 95% Confidence Level

Analyte	LOD mg/g	LOQ mg/g	Result %	Result mg/g
11-Hydroxy-Δ8-Tetrahydrocannabinol (11-Hyd-Δ8-THCV)	0.013	0.041	ND	ND
Cannabidiol (CBDO)	0.002	0.007	ND	ND
Abnormal Cannabidiol (a-CBDO)	0.01	0.031	ND	ND
(+/-)-9B-Hydroxy-Hexahydrocannabinol (9b-HHC)	0.012	0.036	ND	ND
11-Hydroxy-Δ8-Tetrahydrocannabinol (11-Hyd-Δ8-THC)	0.007	0.021	ND	ND
Cannabidiolic Acid (CBDA)	0.001	0.16	0.79	7.87
Cannabigerol Acid (CBGA)	0.001	0.16	13.14	131.43
Cannabigerol (CBG)	0.001	0.16	0.64	6.44
Cannabidiol (CBD)	0.001	0.16	0.05	0.45
1(S)-THD (s-THD)	0.013	0.041	ND	ND
1(R)-THD (r-THD)	0.025	0.075	ND	ND
Tetrahydrocannabinol (THCV)	0.001	0.16	ND	ND
Δ8-tetrahydrocannabinol (Δ8-THCV)	0.021	0.064	ND	ND
Cannabidihexol (CBDH)	0.005	0.16	ND	ND
Tetrahydrocannabinol (Δ9-THCB)	0.013	0.038	ND	ND
Cannabinol (CBN)	0.001	0.16	ND	ND
Cannabidiphorol (CBDP)	0.015	0.047	ND	ND
exo-THC (exo-THC)	0.005	0.16	ND	ND
Tetrahydrocannabinol (Δ9-THC)	0.003	0.16	0.05	0.50
Δ8-tetrahydrocannabinol (Δ8-THC)	0.004	0.16	ND	ND
(6aR,9S)-Δ10-Tetrahydrocannabinol ((6aR,9S)-Δ10)	0.015	0.16	ND	ND
Hexahydrocannabinol (S Isomer) (9s-HHC)	0.017	0.16	ND	ND
(6aR,9R)-Δ10-Tetrahydrocannabinol ((6aR,9R)-Δ10)	0.007	0.16	ND	ND
Hexahydrocannabinol (R Isomer) (9r-HHC)	0.016	0.16	ND	ND
Tetrahydrocannabinolic Acid (THCA)	0.001	0.16	0.08	0.76
Δ9-Tetrahydrocannabinol (Δ9-THCH)	0.024	0.071	ND	ND
Cannabinol Acetate (CBNO)	0.014	0.043	ND	ND
Δ9-Tetrahydrocannabinophorol (Δ9-THCP)	0.017	0.16	ND	ND
Δ8-Tetrahydrocannabinophorol (Δ8-THCP)	0.041	0.16	ND	ND
Cannabicitran (CBT)	0.005	0.16	ND	ND
Δ8-THC-O-acetate (Δ8-THCO)	0.076	0.16	ND	ND
9(S)-HHCP (s-HHCP)	0.031	0.094	ND	ND
Δ9-THC-O-acetate (Δ9-THCO)	0.066	0.16	ND	ND
9(R)-HHCP (r-HHCP)	0.026	0.079	ND	ND
9(S)-HHC-O-acetate (s-HHCO)	0.005	0.16	ND	ND
3-octyl-Δ8-Tetrahydrocannabinol (Δ8-THC-C8)	0.067	0.204	ND	ND
Δ9-THC methyl ether (Δ9-MeO-THC)			NT	NT
Total THC (THCa * 0.877 + Δ9THC)			0.12	1.16
Total THC + Δ8THC + Δ10THC (THCa * 0.877 + Δ9THC + Δ8THC + Δ10THC)			0.12	1.16
Total CBD (CBDA * 0.877 + CBD)			0.74	7.36
Total CBG (CBGA * 0.877 + CBG)			12.17	121.70
Total HHC (9r-HHC + 9s-HHC)			ND	ND
Total Cannabinoids			13.02	130.22


*Dry Weight %

MWA - Moisture Content & Water Activity Analysis

Analyzed Jan 24, 2023 | Instrument Chilled-mirror Dewpoint and Capacitance | Method SOP-008

Analyte	Result	Limit	Analyte	Result	Limit
Moisture (Moi)	6.1 % Mw	13 % Mw	Water Activity (WA)	0.44 a _w	0.85 a _w

UI Not Identified
 ND Not Detected
 N/A Not Applicable
 NT Not Reported
 LOD Limit of Detection
 LOQ Limit of Quantification
 <LOQ Detected
 >ULOL Above upper limit of linearity
 CFU/g Colony Forming Units per 1 gram
 TNTC Too Numerous to Count



Scan the QR code to verify authenticity.

Authorized Signature

Brandon Starr

Brandon Starr, Lab Manager
 Wed, 25 Jan 2023 14:49:25 -0800

PharmLabs San Diego | 3421 Hancock St, Second Floor, San Diego, CA 92110 | 619.356.0898 | ISO/IEC 17025:2017 Certification L17-427-1

*This report shall not be reproduced except in full, without the written approval of the lab. This report is for informational purposes only and should not be used to diagnose, treat or prevent any disease. Results are only for samples and batches indicated. Results are reported on an "as received" basis, unless indicated otherwise. When a Pass/Fail status is reported, that status is intended to be in accordance with federal, state and local laws which are required for the customer to be in compliance. The measurement of uncertainty is not included in the Pass/Fail evaluation unless explicitly required by federal, state or local laws and has been reported on the certificate of analysis. Measurement of uncertainty is available upon request.

